

FlashBot^{Max}

Building Delivery Expert



Cloud & Hardware Solutions
for Elevator Control



VSLAM+ Semi-outdoor Delivery



Multiple Compartment
Access Verifications



Full-Scope IoT Integration



Rapid Multi-floor Deployment



Modular Adjustable Compartments



 **PUDU**

VSLAM+ Semi-outdoor Delivery




Modular Adjustable Compartments



Rapid Multi-floor Deployment

Supports rapid multi-floor map replication, enabling quick mapping and enhancing deployment efficiency and ease of operation.



Multiple Compartment Access Verifications

Supports password verification, phone number verification, and NFC sensing for compartment access



70cm Path Clearance

Effortlessly navigates narrow corridors in various buildings and easily adapts to diverse elevator environments.

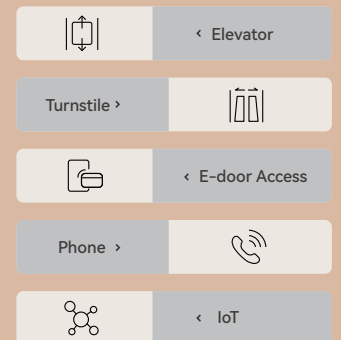


Autonomous Elevator Control

Dual Options for Elevator Control: Cloud and Hardware. Seamless elevator management experience enhances operational efficiency.




Full-Scope IoT Integration




Machine Dimension 21.18*21.02*41.42 in 538mm*534mm*1052mm	Machine Weight 132.28 lbs 60kg
Payload 22.05 lbs/layer 10kg/layer	Cruise Speed 1.64ft/s~3.94ft/s 0.5~1.2m/s (Adjustable)
Run-time 9H	Charging Time 4H
Machine Material ABS/Aviation-grade aluminum alloy	
Navigation Method VSLAM + Lidar SLAM	
Compartment Space 2-4 compartments (Adjustable) 7.36*16.14*11.02 in 187mm*410mm*280mm (Single) 14.96*16.14*11.02 in 380mm*410mm*280mm (Double)	



 Pudu Robotics

 global_sales@pudutech.com

 www.pudurobotics.com